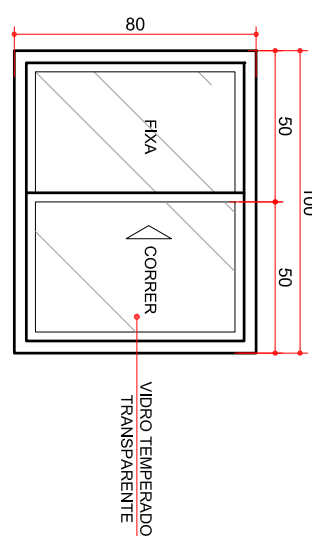
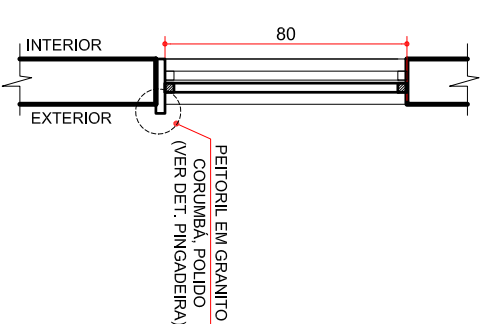


PLANTA BAIXA (JA/01)  
ESCALA 1:25

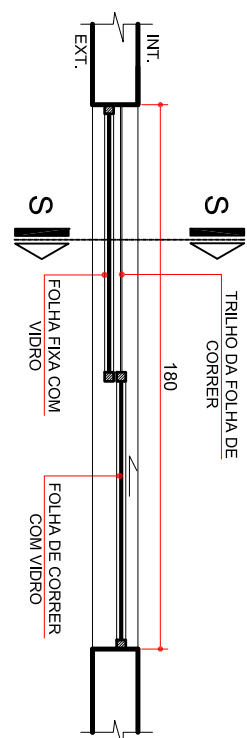
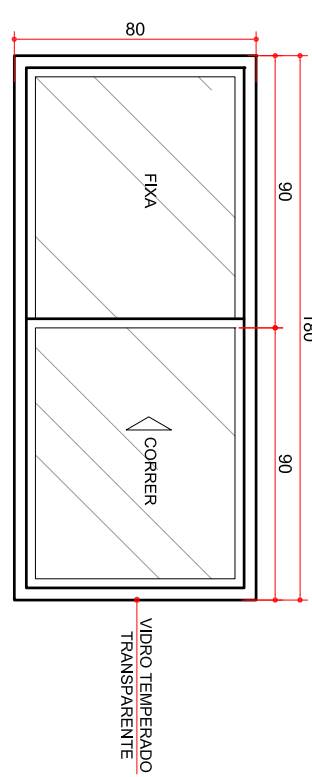


ELEVACÃO (JA/01)  
ESCALA 1:25



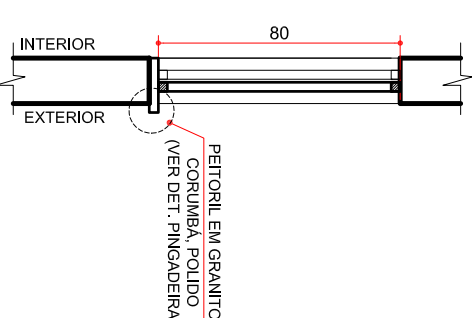
SECÇÃO (JA/01)  
ESCALA 1:25

COD.	ALARGURA	ALTURA	PETITOL	MATERIAL	TIPO
JAM01	1,00	0,80	1,80	ALUMINIO ANODIZADO COR BRANCOVIDRO TEMPERADO INOCOR 5mm	CORRER

PLANTA BAIXA (JA/02)  
ESCALA 1:25

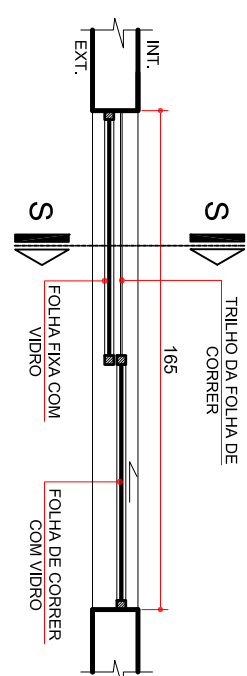
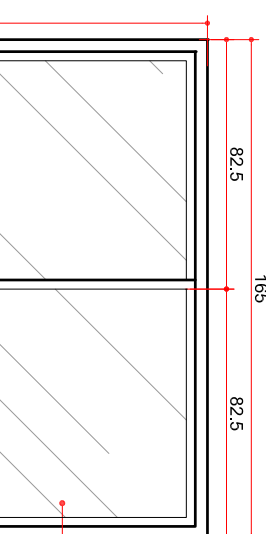
ELEVAÇÃO (JA/02)  
ESCALA 1:25

COD.	ALTURA	PETITOL	MATERIAL	TIPO
LARGURA				
AL002	0,80	1,80	ALUMINIO ANODIZADO CCR BRANCOVIDRO TEMPERADO INOCAL CR 5mm	CORRER

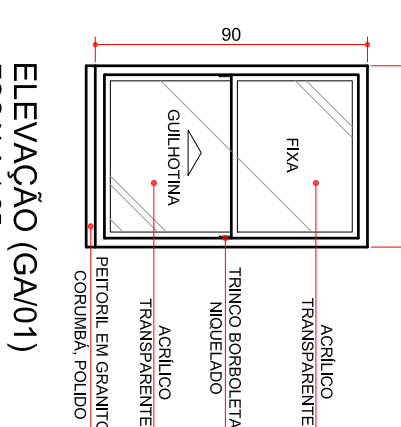
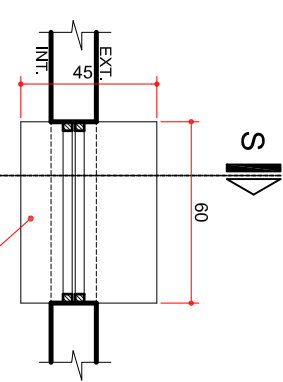


SECÇÃO (JA/02)  
ESCALA 1:25

CCO.	ALURA	PETROLIL	MATERIAL	TIPO
JA003	1,65	2,20	0,40	ALUMINIO ANODIZADO CON BRANCONIRO TEPUERADO INCOLOR 6mm
				CORRER

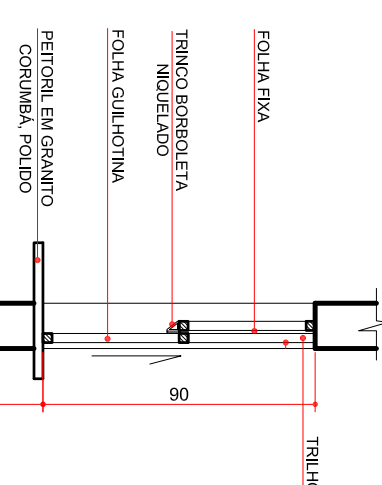
PLANTA BAIXA (JA/03  
ESCALA 1:25

PLANTA BAIXA (GA01)  
ESCALA 1:25

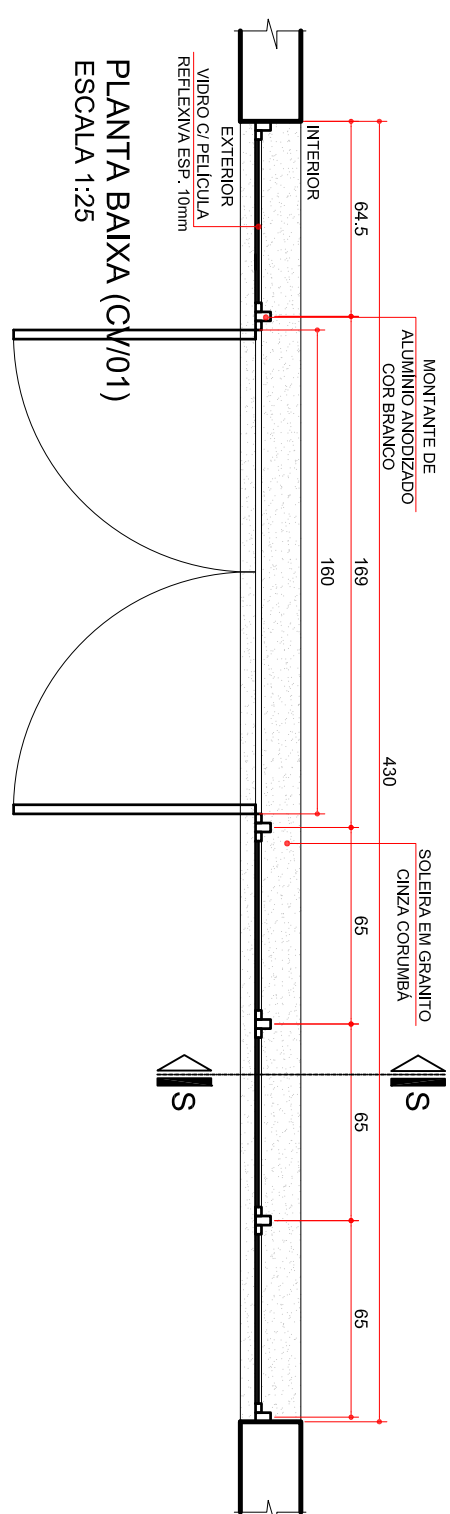


ELEVAÇÃO (GA/01  
ESCALA 1:25

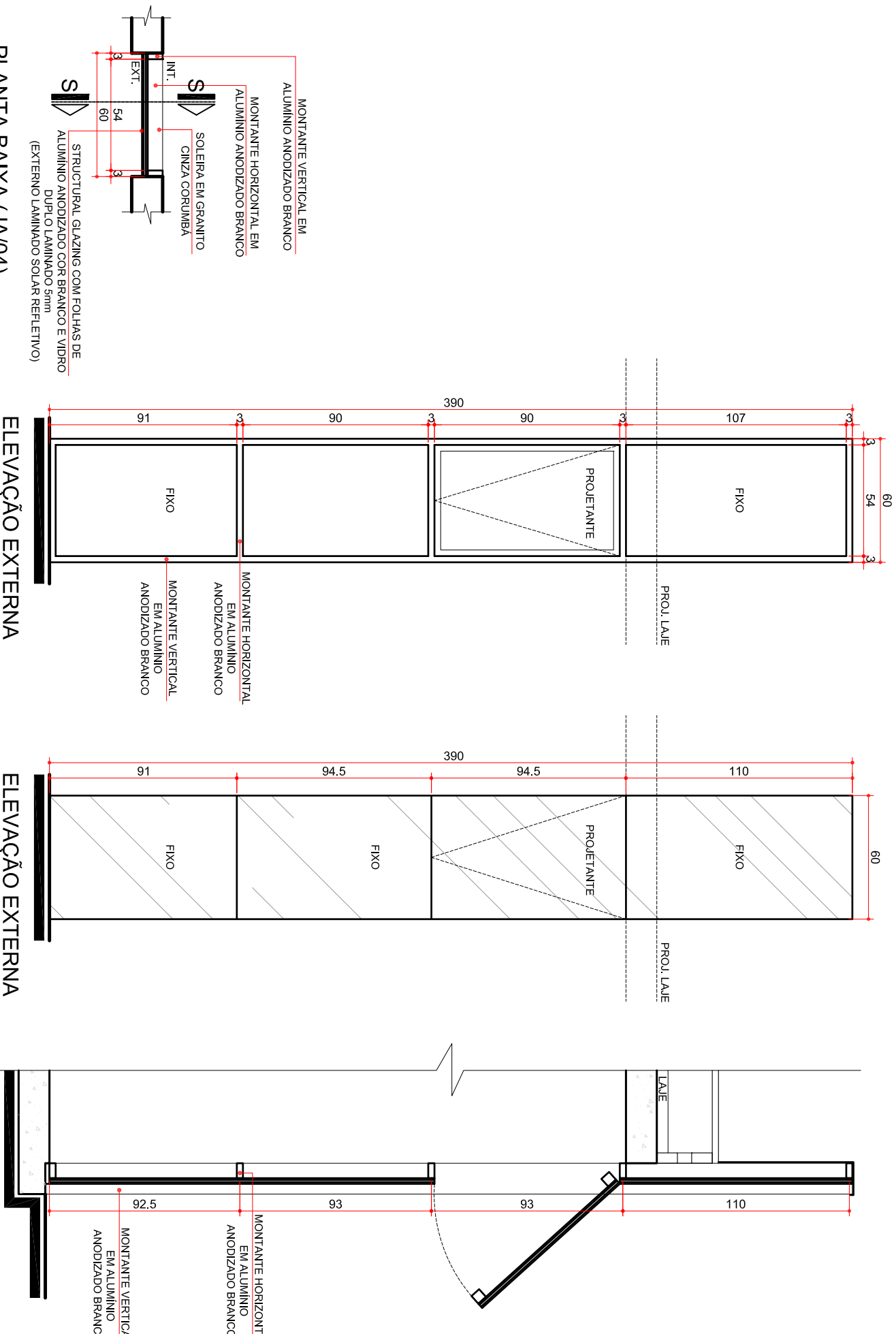
COD.	ALTEURA	PELTOCIL	MATERIAL	TIPO
LARGURA				
GM01	0,60	1,10	ALUMINIO ANODIZADO COR BRANCO/ ACRILICO TRANSPARENTE	GULHOTINA



SECCÃO (GA/01)  
ESCALA 1:25



PLANTA BAIXA (CV/01)  
ESCALA 1:25



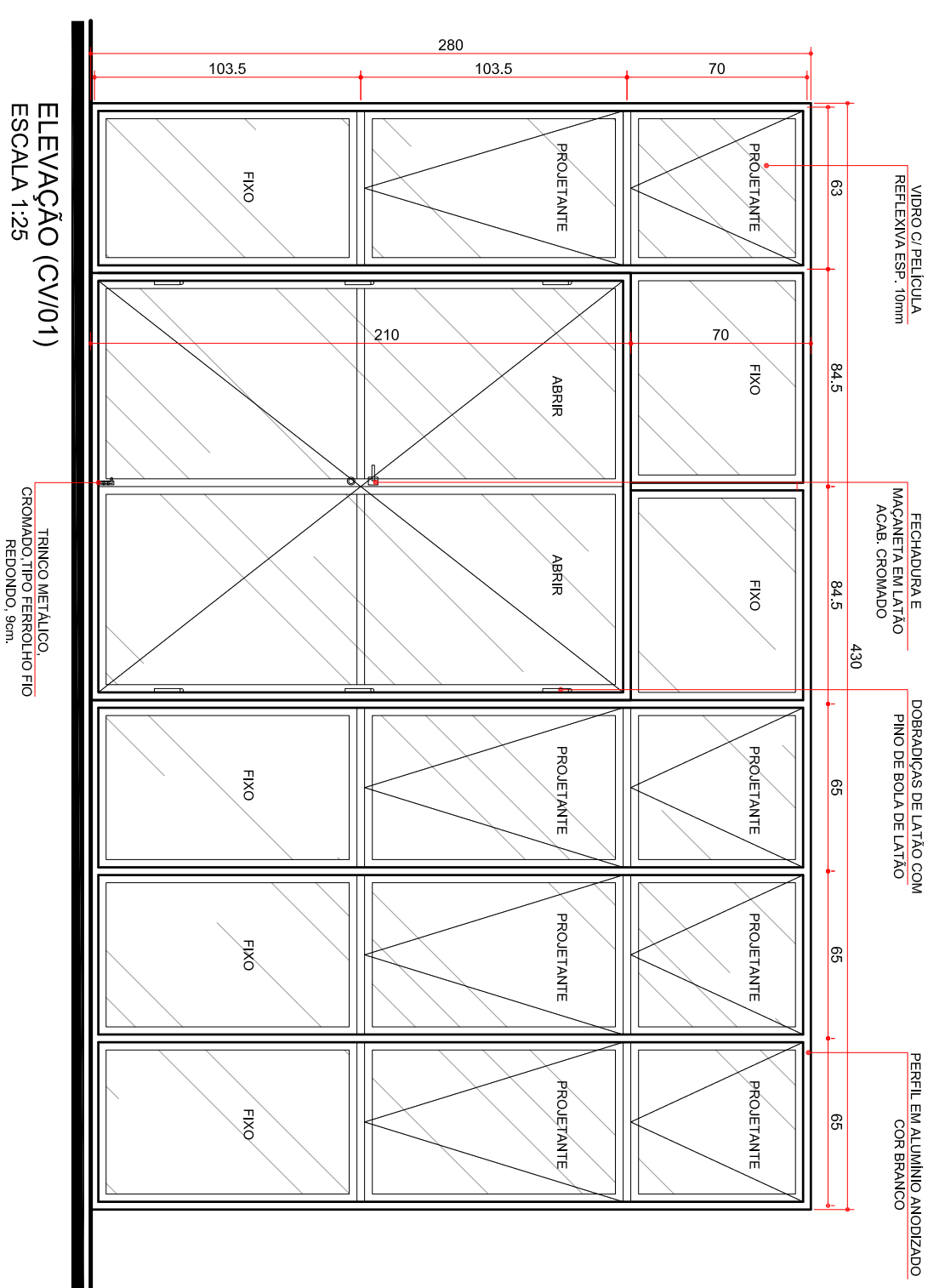
PLANTA BAIXA (JA/04)  
ESCALA 1:25

ELEVAÇÃO EXTERNA  
SEM VIDRO (JA04)  
ESCALA 1:25

ELEVAÇÃO EXTERNA  
COM VIDRO (JA/04)  
ESCALA 1:25

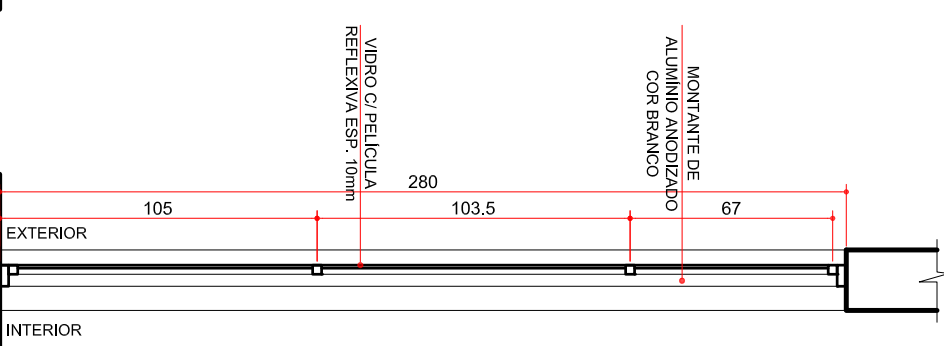
SEÇÃO (JA/04)  
ESCALA 1:25

COD.	LARGURA	ALTURA	PETITOL	MATERIAL	TIPO
J404	0,60	3,90	-	STRUCTURAL GLAZING COM VIDRO DUPLIO LAMINADO ESP. 5mm	FIXO E PROJETANTE



ELEVACÃO (CV/01)  
ESCALA 1:25

TRINCO METÁLICO,  
CROMADO, TIPO FERROLHO FIDEL  
REDONDO, 9cm.



SECCÃO (CV/01)  
ESCALA 1:25

COD.	ALTURA	PELÍCULA	MATERIAL	TIPO
4301	2.80	—	ALUMÍNIO ANODIZADO COR BRANCO VIDRO LAMINADO C/ PELÍCULA REFLEXIVA 10mm	FIXO E PROJEKTANT